

How to Create a Photographic Series



By Emma Gillette Photography
www.emmagilettephotography.com.au

Definition:

A series of art / photography is a *unified, cohesive, coherent and related* body of work which involves creating multiple works of art around the same:

- Idea / Concept
- Theme / Topic
- Story
- Philosophy
- Issue
- Subject Matter, or
- Technique.

Why create a series?

- To communicate a meaningful message
- To tell a story
- To create a powerful impact on your viewer
- To create a mood
- To explore a technique or hone your skills
- To make you think beyond the camera and towards the idea.


Note: The process is not about repetition, but rather about exploring your ideas in progressively deeper and more meaningful ways.



Style - What is it?

- All major artists have a “style”.
- Your style is what makes your work unique, unified and recognisable.
- We can describe a photographer’s style in terms of:
 - *The subject matter & settings they photograph,*
 - *The aesthetics they commonly feature,*
 - *The camera & lighting techniques they use,*
 - *The editing processes they employ*
 - *The mood, message or concept or issue their work represents.*

Style Example - Loretta Lux



How would you describe Lux's Style?

- *Subject matter & setting?*
- *Aesthetics?*
- *Camera & Lighting?*
- *Editing?*
- *Mood or message?*

Loretta Lux's Style:


- **Subject matter & setting:** *mysterious, pale young children, devoid of expression placed in front of barren, empty backgrounds with low or no horizon line, further accentuating their isolation.*
- **Aesthetics:** *Pale muted, low contrast tones. Colour scheme often includes pastel blues, creams and browns. Centered.*
- **Camera & Lighting:** *Soft, diffused, even lighting from both sides (no shadows). Large depth of field and sharp focus on the subject.*
- **Editing:** *heads are slightly bigger than natural – enough to make them look “not quite right”. Suspect that the landscape backgrounds are added in post.*
- **Mood or message:** *mysterious, surrealistic, slighting disturbing, anti-childhood.*

What is your Style?

- 1. Is there a member of your club whose images you recognise without being told whose work it is?*
- 2. Why?*
- 3. What specific features of this artists' work make it recognisable?*
~ ~ ~
- 4. If you had a style, what would it be? What features would make it recognisable?*

Unity

- When creating a series, you must create unity by ensuring every work in the series has similar stylistic features.
- If you find this difficult to achieve in camera, consider editing all your images using the same (recognisable) technique – e.g. crop, split tone, curves, mono, texture.



Examples of Photographic Series


Parody & Humour

#Celestechallengeaccepted

Celeste Barber - Australian comedian who hilariously recreates celebrity Instagram photos. for the purpose of parody







The Whimsical Woodsman – “Dudeoir” photo series by Chronicker Photography





World's Best Father

by Dave Engledow









Examples of Photographic Series

**Purposeful
Techniques**

“Hazy Thoughts” 2010

by Tinca Veerman




Experimental Photography

by Stephanie Jung



Nara II



Nara III




Himeji



Shibuya




Tokyo Night



Osaka





Nara



Nara II

Multiple Exposures

by Antonia Mora





Angélica García

Acid on Print






Woven Portraits

by David Samuel Stern

These images are the result of physically weaving together two photographic prints of the same subject. They are an attempt to bridge dignified, direct portraits with a sort of abstraction that allows their subjects to hide within themselves, and the photographs to be distinctly physical

sort of veil o





Examples of Photographic Series

**Portrait /
Identity**



Bruce Esplin "Expressive Hands" (Benalla Camera Club)

The Forgotten Ones

by Alexandrena Parker



- Portraits of young Australian individuals who have a sibling with a rare disease.
- Seeks to celebrate and recognise the unspoken and often forgotten support that siblings provide to loved ones.
- Parker was born with Cystic Fibrosis – a rare life-threatening lung and digestive disease.








“Once Upon”

by Heidi Lender


“Stand on a bench. Make sure it’s Monday. Wear something pretty.”





“Triptychs of Strangers”

-by Adde Adesokan








Half-Drag


by Leland Bobbé





Haruhiko Kawaguchi

Vacuum seals couples in plastic bags for art





Examples of Photographic Series

**Exposing
Issues**

Weapon of Choice

The Weapon of Choice Project was conceived to provide a graphic demonstration of the invisible pain caused by verbal abuse.

It is meant to provoke a conversation about the problems of domestic violence, child abuse, and bullying.









Abused Goddesses

commissioned by “Save Our Sisters”



**ABUSED
GODDESSES**

The campaign execution comprised of a unique blend of the old style hand-painted Indian art with modern photography, by recreating every aspect of the original painting from scratch. Everything from the main background to foreground elements were either real or created and painted on, keeping the light and shadow in mind to make it look of that era. Props like the tree, mean, blues, peacock, instruments etc. to finer elements like the drapery, jewelry, skin tones were made to match the style. All of which was then shot in the form of a single picture, breathing fresh life into an age-old art form and yet creating a completely new visual experience to bring out a strong message.



ABUSED GODDESSES

The campaign execution comprised of a unique blend of the old style hand painted Indian art with modern photographs, by recreating every aspect of the original posters from scratch. Everything from the main background to foreground elements were either real or created and painted on, keeping the light and shadow in mind to make it look of that era. Props like the tree, swan, lotus, peacock, instruments etc. to finer elements like the drapery, jewellery, skin tones were made to match the style. All of which was then shot in the form of a single picture, breathing fresh life into an age old art form and yet creating a completely new visual experience to bring out a strong message.



The Australian Breastfeeding Project

By Sarah Murnane




The Australian Breastfeeding Project | Sarah Anne Birth Photography



7 Days of Garbage


by Gregg Segal





Found in Nature

by Barry Rosenthal




Examples of Photographic Series

**Unified
Subjects**

Macro Leaves


by Benoit Courti





For Plaza Magazine



by Philip Karlberg





Vogue Patterns

by Steven Meisel






Examples of Photographic Series




**Telling a
Story/
Photo Essay**

“Kids Were Here” Project

started by Ketti Photography


“It’s not really about messes at all, but about the stories they tell. It’s about traces of childhood I see throughout my home on a daily basis. It’s about the love we share together. It’s about living and being... creating, making, learning and trying” - Ginger





Something More

by Tracey Moffatt











Examples of Photographic Series

Aesthetic

Noell Oszvald

Minimalist B&W Self-Portraits






Examples of Photographic Series

**Conceptual
Ideas**

Blake Little

“Preservation” Series







The Naked Truth








Little People Project

by Slinkachu



War Child Project by Slinkachu





COFFEE BREAK



Examples From Williamstown CC


Suggested Guidelines for Camera Club Competitions:

- One print/digital image which contains all the images from your series, arranged in a grid type composition.

OR:

- 3-5 (or more) prints/digital images which all belong to the same series – which must be clearly labelled to identify them as such.



Note: Your work should be judged as a series, and not as individual images. The concept behind your work and how well this is communicated to the viewer is more important than the technical expertise of your photography




“Misadventures of Sandy”




iPhonery







“Autumn”






homeless





“Dark Disney”

What to keep and What to Exclude



This is a Tryptich, not a series




“American Iron”

This is a collage, not a series.




“Floral Impressions”

This is a Series of Collages:



Lee McKenna - Australian collage artist

“The Library”



Editing a Series

- Photoshop Demo □

How to Create Your Own Series

Follow the Design Process:

1. Choose a Topic /Theme / Issue / Subject / Technique
2. Get some Inspiration & identify common features
3. Generate your own ideas
4. Explore, experiment and refine your ideas
5. Draw your designs
6. Prepare for the shoot – props, costumes, models, location...
7. Shoot
8. Edit
9. Refine - be critical and ask for feedback
10. Re-edit / re-shoot if necessary

1. Choose a Theme, Topic, Issue, Subject or Technique

ASK THE PERSON NEXT TO YOU:


- What issues are important to you?
- What moves you?
- What subject do you love to shoot or have always wanted to shoot?
- What techniques do you love to use or want to learn to use?
- What editing style do you employ or covet?

My brainstorm:

- Environment
- Mental illness
- Female empowerment
- Raising children naturally
- Human Rights

2. Find Inspiration

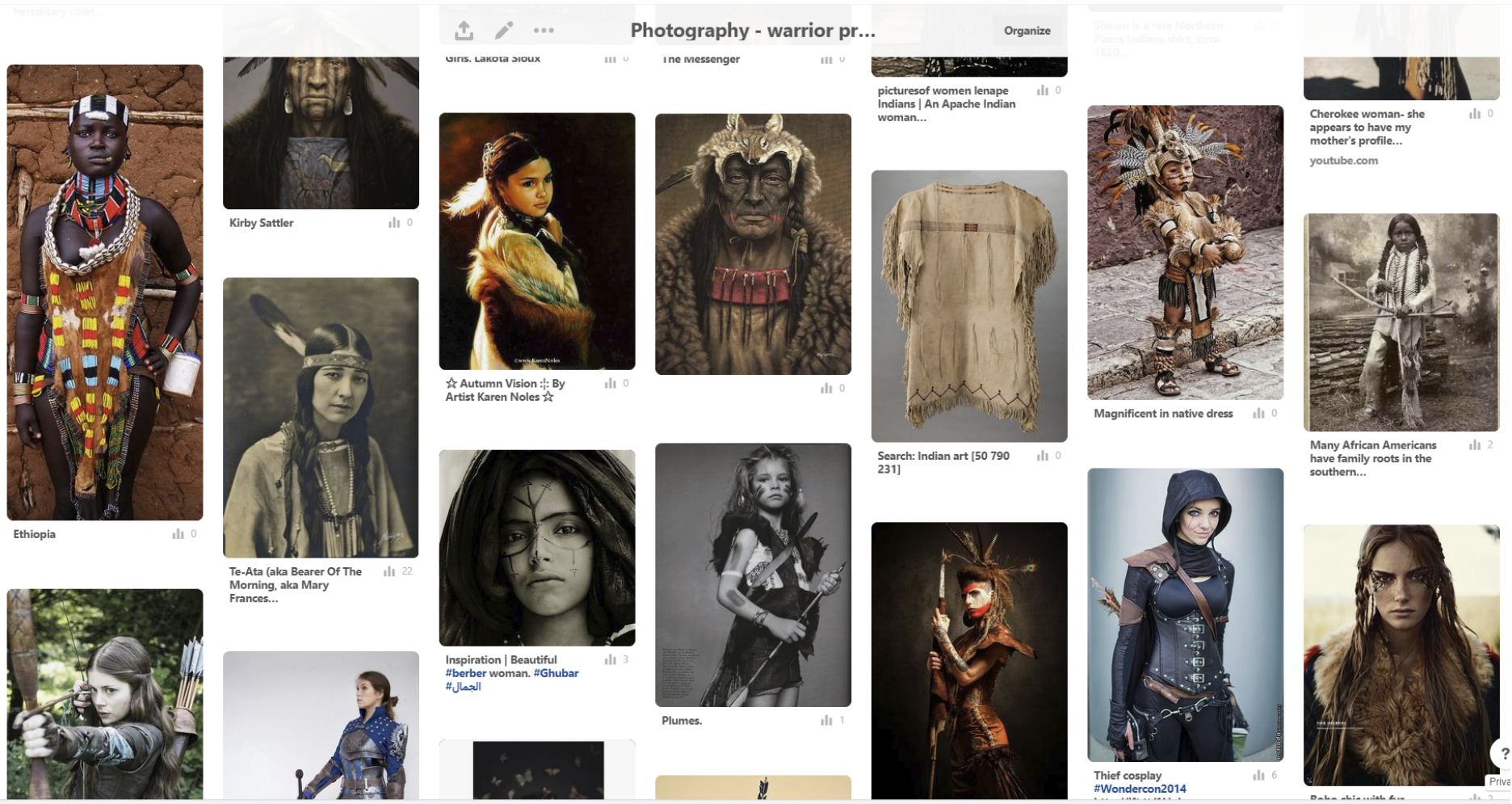
- Who are your favourite artists and photographers?
- What specific characteristics do you like about their work?
- Look on photo sharing sites like:
 - Behance
 - 500px
 - Instagram
 - Pinterest
 - Flickr
 - Redbubble
 - Colossal
 - The Jealous Curator



Chosen topic “warrior princess”



Further Theme Inspiration:



3. Explore & Design

- What characteristic features will your series need to include?
- How will you create Unity throughout all your images?
- What is the meaning or purpose of your series?
- Who is the audience for your series?
- Draw some design ideas.

Me: Warrior Princess Theme Planning:

- Features: young women, in warrior costumes of different cultures
- Unity: similar pose/crop and background. Match the editing – tertiary colours.
- meaning or purpose : Stop calling young girls “pretty”. They are strong, intelligent, brave...
- Audience: society. Particularly parents
- Drawings

4. Preparation

- Models?
- H&MUA (Hair and make up artist)?
- Props?
- Costumes?
- Location?
- Lighting?
- Camera Techniques/lens/camera angles, etc.
- Aesthetics?
- Editing Techniques?

Warrior Princess Theme:

- Props and costumes?
- Hair and makeup?
- Location or studio?
- Age of subjects?
- Logistics – dates, times, etc.



Some Easy Theme Ideas – if you're stuck ☐

- Hands
- Abstract Patterns
- Unusual Techniques: e.g. Panning, bokeh.
- Shooting through something
- Self portraiture
- A day in the life of...
- Reflections
- Shadows

“Hands” Theme:

